

Date _____ Client/Project _____

Fixture Type _____ Quantity _____

TitanHB

High Bay Fixture



Fixture Shown: TitanHB 160

Features/Specifications

- Polycarbonate protective LED lens
- Efficacy: LED 151 lpw | Delivered 120 lpw
- 200,000+ life hours (L70)
- Damp rated
- WiFi Smart dimmable(Optional)
- 0-10V Dimming Included
- Occupancy Sensor Control(Optional)
- 3000K, 3500K 4000K, 5,000K
- CRI 86
- Temperature rating: -40°C to +40°C
- Temperature rating: -40°C to +55°C (consult factory)
- Natatorium option available
- Slide out driver drawer
- DLC listed
- cULus listed
- 10 Year Warranty**
- MADE IN CANADA**

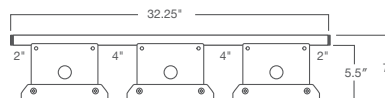
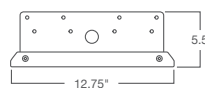
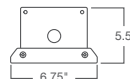


Models Performance Data

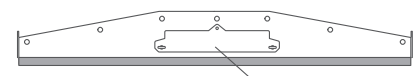
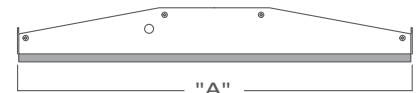
MODEL	LPW	ACTUAL INPUT WATTS	LUMENS	VOLTS
TitanHB 80	117.9	81.5	9,609	120/277 347/480
TitanHB 120	120.6	120.5	14,528	120/277 347/480
TitanHB 160	126.1	159	20,048	120/277 347/480
TitanHB 240	120.4	240.8	29,002	120/277 347/480
TitanHB 320	119.2	318	37,912	120/277 347/480
TitanHB 480	121.9	477	58,139	120/277 347/480

Dimensions

MODEL	NOMINAL LENGTHS "A"	WIDTH	WEIGHT lbs
TitanHB 80	24"	6.75"	9
TitanHB 120	36"	6.75"	13
TitanHB 160	48"	6.75"	15
TitanHB 240	36"	12.75"	30
TitanHB 320	48"	12.75"	34
TitanHB 480	48"	32.25"	50



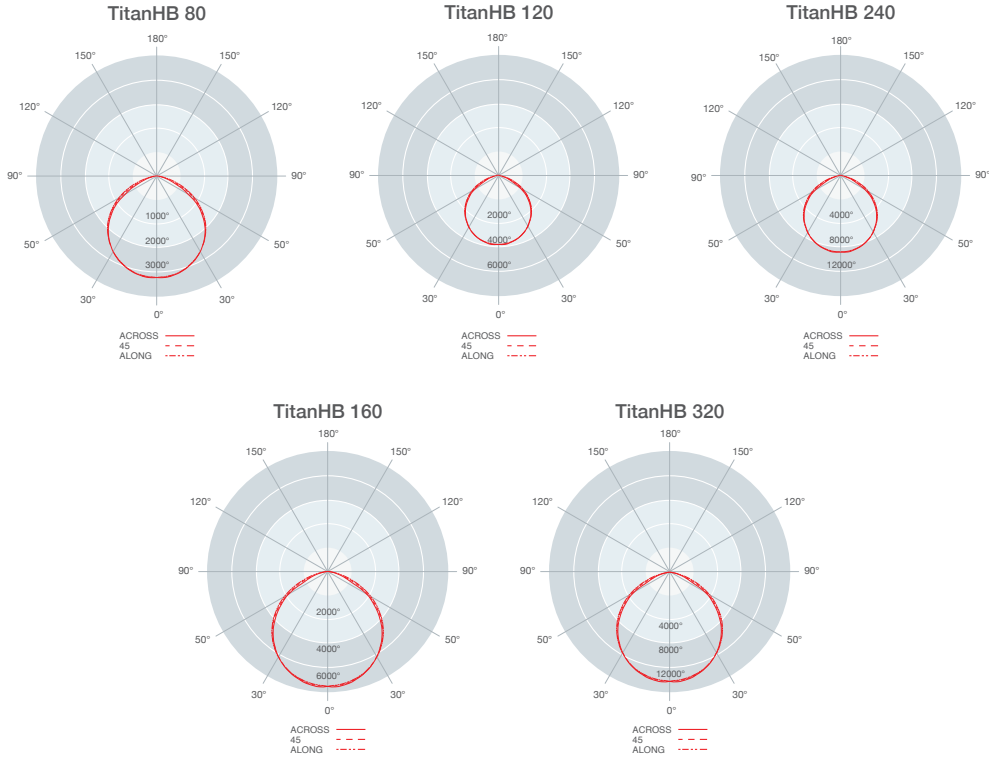
TitanHB 480 (3 TitanHB160)



Slide out drawer for easy access to LED Driver

TitanHB

Photometrics



TitanHB 160W

CandlePower

ANGLE	PLANE				LUMENS OUTPUT	
	ALONG	22.5	45	67.5	ACROSS	AVG
0	7197	7197	7197	7197	7197	7197
5	7134	7171	7170	7203	7230	7181
10	7050	7091	7220	7131	7151	7108
15	6920	6975	6962	6967	6986	6964
20	6740	6779	6750	6757	6777	6761
25	6494	6515	6487	6490	6510	6499
30	6184	6197	6165	6158	6170	6174
35	5824	5824	5798	5777	5772	5799
40	5403	5400	5374	5332	5310	5366
45	4925	4922	4875	4809	4776	4864
50	4376	4370	4294	4197	4171	4283
55	3772	3769	3645	3558	3514	3654
60	3120	3107	2928	2885	2823	2973
65	2403	2364	2201	1929	1726	2140
70	1666	1603	1372	1152	1157	1385
75	965	905	645	654	670	755
80	397	307	266	240	241	283
85	69	53	40	38	38	46

TitanHB

Fixture Options | Ordering Codes

Product	Watts	Color	Voltage	Lens	Finish
TitanHB	80	3K - 3000	120/277V	FR - Frosted	WH - White
	120	35K - 3500	347/480V	CL - Clear	CU - Custom
	160	4K - 4000		CLG - Clear Glass	
	240	5K - 5000			
	320				
	480				

Mounting

- V - V Hook
- JC72 - Jack Chain Set 4 X 72" with "S" hooks included
- JC96 - Jack Chain Set 4 X 96" with "S" hooks included
- JC144 - Jack Chain Set 4 X 144" with "S" hooks included
- ACY120 - Aircraft Cable 120" W/Y Toggles & Adjusters
- ACY200 - Aircraft Cable 200" W/Y Toggles & Adjusters
- MS3-1/2W - Mounting Stem 1/2" IPS (7/8" O.D.) 3' long threaded at both ends
- MS4-1/2W - Mounting Stem 1/2" IPS (7/8" O.D.) 4' long threaded at both ends
- MS6-1/2W - Mounting Stem 1/2" IPS (7/8" O.D.) 6' long threaded at both ends
- MS8-1/2W - Mounting Stem 1/2" IPS (7/8" O.D.) 8' long threaded at both ends
- 1/2 NPT- Diecast Mounting Plate with 1/2" NPT
- 3/4 NPT- Diecast Mounting Plate with 3/4" NPT
- IND - Indirect-uplight mounting bracket
- TG - T Grid (Kit)

Wiring

- BFC - Black Flexible cord
- WFC- White Flexible cord

Accessories

- N - None
- OCC - Occupancy Sensor
- WC - Wireless Controls
- PC - Photo Control
- BLD - Bi Level Dimming
- GCC - Gasketed and Conformal Coated
- DA - Dimming Wire Accessibility

Note:

- PC - Photo Control - please specify voltage (120V, 208 - 277V, 347V)
- TG - See TitanHB 80 and TitanHB 160 with Recessed Kit Data Sheet or Consult Factory
- TitanHB Natatorium includes conformal coated boards and gasketing for damp and chlorine rated environments.
- Plug options available
- Other cord lengths available

TitanHB Ordering Guide

Enter the appropriate fixture code

Example: TitanHB-160-5K-120/277V-FR-WH-V-BFC-N

TitanHB									
Product	Watts	Color	Voltage	Lens	Finish	Mounting	Wiring	Accessories	